

Scaled data based on original data using
LM-79-08 Approved Method: Electrical and Photometric Measurements of Solid-
State Lighting Products

Test Report Prepared for
Cooper Lighting Solutions
(formerly Eaton)

Brand: McGRAW-EDISON

Report Number: P385830

Luminaire Tested: **GWC-SA1B-830-U-SLL-HSS**

Issue Date: 3/3/2020

Test Information

Test Method: LM-79-08
Report Number: P385830
TEST IS SCALED FROM IESNA LM-79-08 TEST DATA (G2-1903-205-27)
Test Lab: INNOVATION CENTER
Issue Date: 3/3/2020
Manufacturer: COOPER LIGHTING SOLUTIONS (FORMERLY EATON)
Product Line: MCGRAW-EDISON
Catalog Number: GWC-SA1B-830-U-SLL-HSS
Description: GALLEON WALL LUMINAIRE
(1) 80 CRI, 3000K, 800mA LIGHTSQUARE WITH 16 LEDS AND SPILL LIGHT
ELIMINATOR LEFT OPTICS WITH HOUSE SIDE SHIELD
Light Source: -
Ballast/Driver: ELECTRONIC DRIVER

Summary

Lumens per Lamp: N/A
Luminaire Lumens: 3597 lumens
Efficiency: N/A
Efficacy: 81.7 lumens/watt
Luminous Opening: Rectangular (W 0.5' x L: 0.5' x H: 0')
IES Classification: Type III - Medium
BUG Rating: B1 - U0 - G1

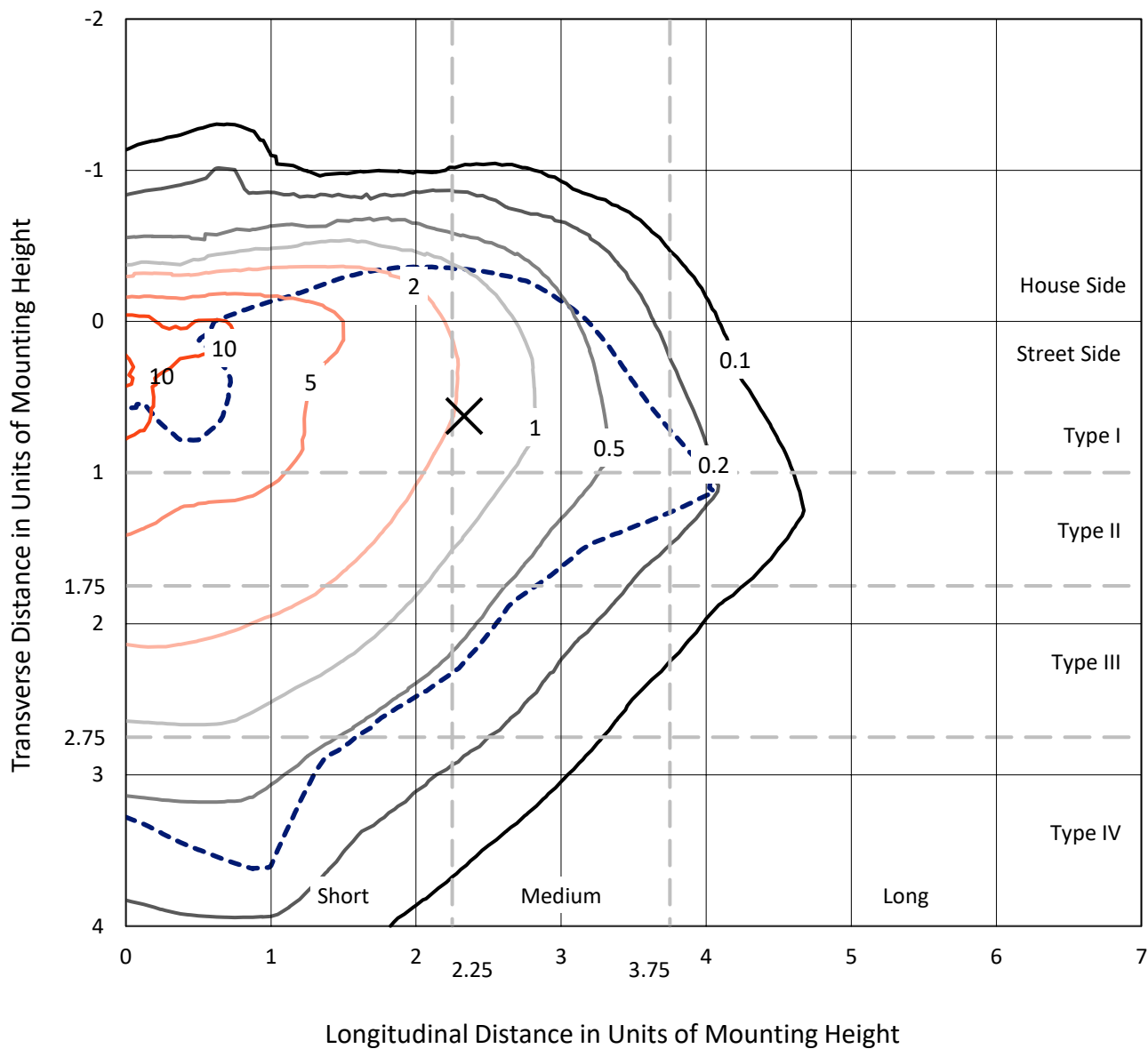
Input Watts (W): 44
Input Voltage (V): NR
Input Current (A_{in}): NR
Voltage Rise (V): NR
Power Factor: NR
Total Harmonic Distortion (THDi): NR
Frequency (hertz): 60
Stabilization Time: NR
Operation Time: NR
Ambient Temperature (°C): NR
Test Distance: 24 FT



REPORT NUMBER: P385830
 CATALOG NUMBER: GWC-SA1B-830-U-SLL-HSS

Iso-Footcandle Lines of Horizontal Illumination

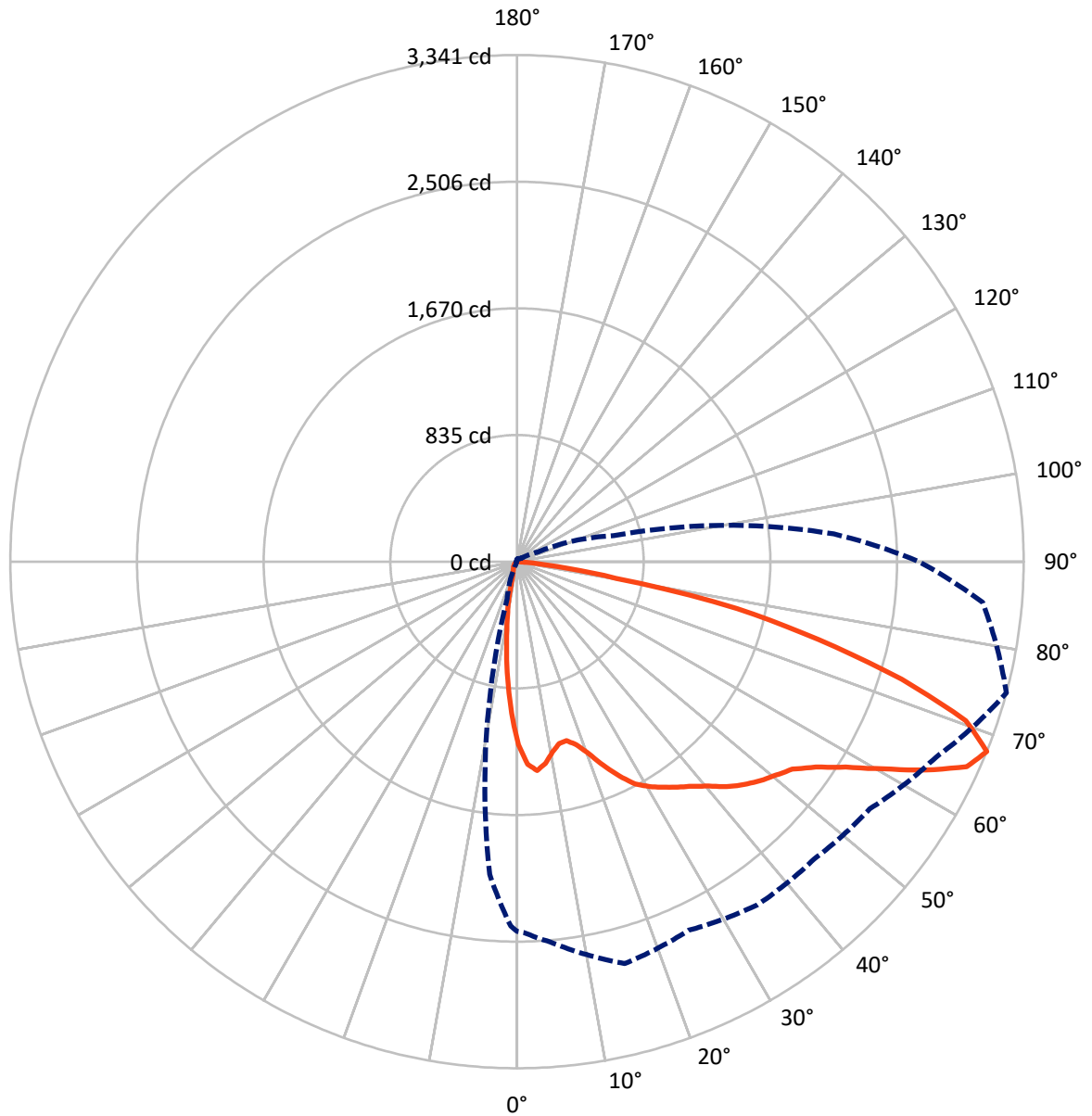
× Max cd
 - - - 1/2 Max cd



Based on 10 foot mounting height. Maximum calculated value = 15.6 fc
 Type III - Medium - N/A

REPORT NUMBER: P385830
CATALOG NUMBER: GWC-SA1B-830-U-SLL-HSS

Luminous Intensity Polar Plot



— Vertical Plane Through 75-Deg Lateral - - - Horizontal Cone Through 67.5-Deg Vertical

REPORT NUMBER: P385830

CATALOG NUMBER: GWC-SA1B-830-U-SLL-HSS

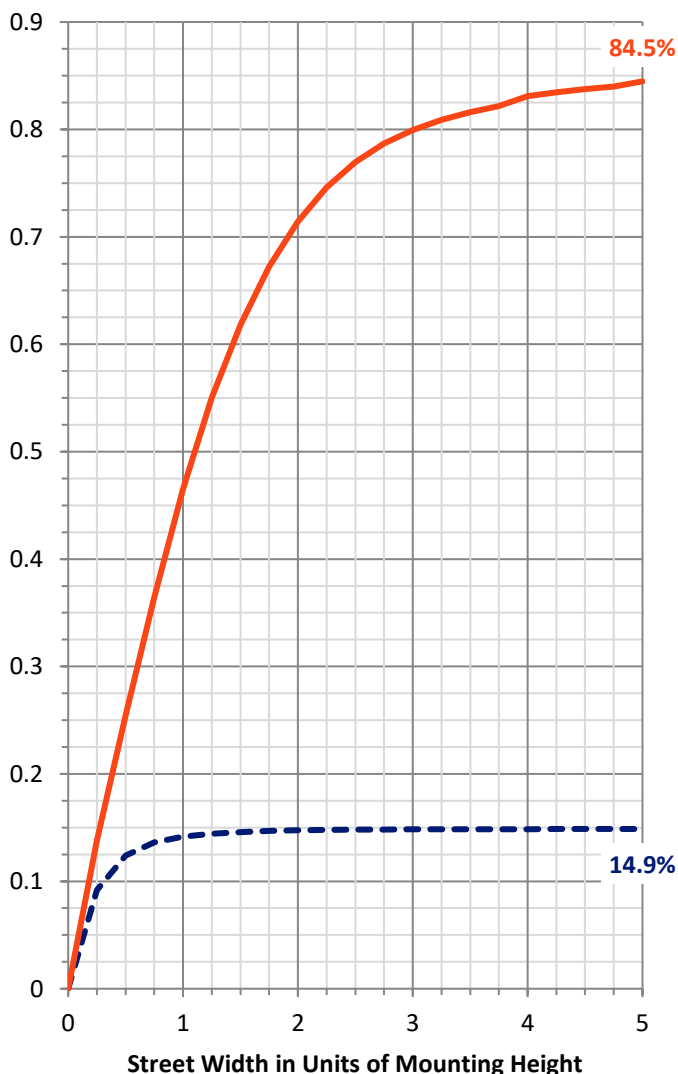
FLUX DISTRIBUTION:

		Downward	Upward	Total
House Side	Lumens	539.8	0.0	539.8
	% Fixture	15.0	0.0	15.0
Street Side	Lumens	3057.2	0.0	3057.2
	% Fixture	85.0	0.0	85.0
Total	Lumens	3597.0	0.0	3597.0
	% Fixture	100.0	0.0	100.0

ZONAL LUMENS:

Zone	Lumens	% Fixture
0°-10°	91.5	2.5
10°-20°	180.2	5.0
20°-30°	255.0	7.1
30°-40°	374.9	10.4
40°-50°	538.8	15.0
50°-60°	758.6	21.1
60°-70°	885.9	24.6
70°-80°	452.0	12.6
80°-90°	60.0	1.7
90°-100°	0.0	0.0
100°-110°	0.0	0.0
110°-120°	0.0	0.0
120°-130°	0.0	0.0
130°-140°	0.0	0.0
140°-150°	0.0	0.0
150°-160°	0.0	0.0
160°-170°	0.0	0.0
170°-180°	0.0	0.0
0°-90°	3597.0	100.0
0°-180°	3597.0	100.0

Coefficient of Utilization



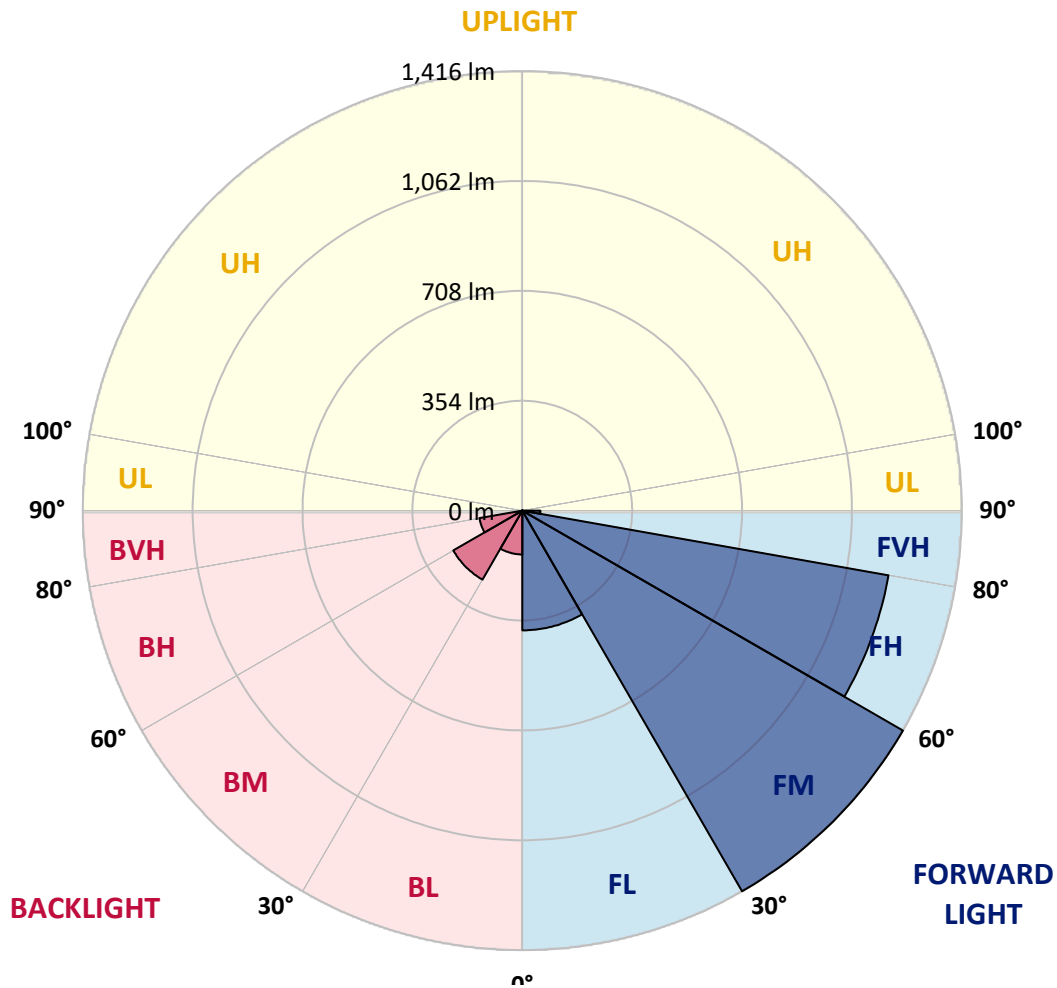
REPORT NUMBER: P385830

CATALOG NUMBER: GWC-SA1B-830-U-SLL-HSS

LUMINAIRE CLASSIFICATION SYSTEM LUMEN TABLE AND BUG RATING:

Zone	Lumens	% Fixture	Zone Rating/Lumen Limit		
			B	U	G
FL (0°-30°)	385.6	10.7			
FM (30°-60°)	1415.7	39.4			
FH (60°-80°)	1197.7	33.3			G1/1800
FVH (80°-90°)	58.2	1.6			G1/100
BL (0°-30°)	141.2	3.9	B1/500		
BM (30°-60°)	256.6	7.1	B1/1000		
BH (60°-80°)	140.2	3.9	B1/500		G1/500
BVH (80°-90°)	1.8	0.1			G0/10
UL (90°-100°)	0.0	0.0		U0/0	
UH (100°-180°)	0.0	0.0		U0/0	

BUG Rating: B1-U0-G1
 Type III Medium





REPORT NUMBER: P385830

CATALOG NUMBER: GWC-SA1B-830-U-SLL-HSS

CANDELA DISTRIBUTION (FULL):

	0°	1°	5°	15°	25°	35°	45°	55°	65°	75°	85°
0°	1206.7	1206.7	1206.7	1206.7	1206.7	1206.7	1206.7	1206.7	1206.7	1206.7	1206.7
2.5°	1308.1	1310.2	1320.7	1345.3	1372.0	1374.1	1392.1	1373.5	1367.2	1337.3	1306.2
5°	1318.0	1325.8	1362.1	1434.2	1496.7	1516.8	1531.2	1494.7	1456.4	1383.1	1304.9
7.5°	1238.4	1251.5	1308.6	1443.9	1555.7	1605.1	1614.5	1557.4	1463.5	1342.9	1225.3
10°	1136.5	1151.5	1220.4	1386.7	1540.2	1624.9	1637.8	1563.0	1428.1	1277.8	1139.3
12.5°	1054.1	1071.6	1142.0	1322.3	1486.9	1580.6	1606.1	1544.1	1397.4	1231.6	1080.5
15°	1016.1	1036.2	1110.1	1280.7	1427.7	1501.5	1522.6	1495.9	1380.4	1224.3	1066.8
17.5°	1037.9	1059.7	1136.0	1284.3	1372.2	1403.7	1420.7	1431.7	1380.4	1268.4	1106.7
20°	1127.3	1150.8	1231.6	1320.6	1326.2	1314.4	1332.7	1371.0	1396.4	1352.2	1202.5
22.5°	1251.0	1278.6	1369.8	1382.7	1303.7	1259.2	1261.6	1321.7	1425.5	1458.6	1335.4
25°	1401.8	1435.6	1528.3	1475.4	1313.1	1226.3	1225.5	1281.2	1454.0	1565.1	1483.5
27.5°	1551.6	1588.8	1670.2	1588.6	1351.7	1220.4	1218.7	1268.9	1481.7	1659.8	1645.2
30°	1677.2	1713.3	1783.5	1670.5	1393.5	1234.3	1226.2	1282.0	1498.3	1721.3	1763.1
32.5°	1779.4	1808.4	1865.1	1726.9	1438.1	1261.4	1243.7	1317.1	1526.4	1773.3	1871.4
35°	1891.9	1922.4	1945.1	1780.6	1488.2	1300.4	1275.1	1372.9	1569.7	1826.1	1990.2
37.5°	2020.2	2050.5	2047.8	1829.7	1551.8	1365.0	1348.8	1461.1	1637.0	1878.4	2122.8
40°	2145.8	2176.8	2154.6	1883.4	1626.4	1471.5	1459.6	1593.7	1727.1	1945.4	2278.2
42.5°	2263.3	2296.9	2249.5	1934.1	1715.4	1605.8	1626.2	1764.4	1839.9	2027.9	2412.1
45°	2358.1	2392.3	2329.1	1983.6	1809.1	1768.7	1830.2	1953.6	1975.6	2097.6	2502.6
47.5°	2426.9	2459.3	2384.3	2033.0	1929.0	1967.9	2075.1	2151.9	2098.1	2158.0	2566.8
50°	2470.9	2496.1	2400.5	2094.8	2086.5	2200.3	2330.1	2367.6	2213.4	2212.6	2644.9
52.5°	2498.8	2510.2	2412.4	2159.4	2250.7	2453.3	2579.9	2591.7	2332.2	2272.5	2750.0
55°	2595.1	2604.3	2497.0	2237.6	2386.5	2675.0	2805.9	2795.0	2466.6	2389.9	2874.0
57.5°	2759.4	2769.1	2671.6	2350.1	2496.4	2812.0	2969.6	2989.2	2624.2	2554.9	3006.9
60°	2841.8	2859.9	2825.1	2492.5	2602.9	2899.6	3081.2	3143.8	2821.2	2772.3	3135.8
62.5°	2767.0	2793.3	2843.7	2650.5	2708.8	2947.8	3116.0	3199.2	3023.0	3025.7	3215.2
65°	2617.8	2638.7	2724.3	2737.0	2770.1	2941.9	3030.1	3121.8	3146.5	3258.4	3210.9
67.5°	2437.5	2445.3	2517.9	2743.9	2681.2	2762.6	2772.1	2840.0	3048.9	3340.9	3081.9
70°	2178.0	2182.2	2245.6	2515.7	2304.1	2322.0	2307.8	2321.6	2621.2	3140.0	2756.3
72.5°	1752.8	1763.6	1853.7	2089.2	1678.6	1626.9	1738.0	1731.9	2018.7	2652.9	2047.1
75°	1290.6	1309.1	1445.3	1682.8	1178.1	1065.6	1146.8	1168.4	1435.1	2052.1	1280.2
77.5°	903.6	917.4	1049.3	1237.1	852.7	762.0	732.7	758.4	947.2	1484.5	644.9
80°	520.6	525.7	609.8	714.3	574.6	657.4	595.5	613.2	567.6	660.4	277.4
82.5°	340.6	341.5	374.4	425.1	357.8	415.8	307.7	393.4	349.1	265.3	90.3
85°	184.0	185.0	217.1	301.8	202.6	114.5	67.3	138.2	215.9	60.8	24.7
87.5°	20.3	18.6	65.4	109.7	56.2	10.4	3.6	15.5	34.6	3.9	0.0
90°	0.0	0.0	0.0	0.0	0.0	0.0	0.0	0.0	0.0	0.0	0.0



REPORT NUMBER: P385830
 CATALOG NUMBER: GWC-SA1B-830-U-SLL-HSS

CANDELA DISTRIBUTION (continued):

	90°	95°	105°	115°	125°	135°	145°	155°	165°	175°	180°
0°	1206.7	1206.7	1206.7	1206.7	1206.7	1206.7	1206.7	1206.7	1206.7	1206.7	1206.7
2.5°	1290.4	1276.3	1241.0	1203.7	1173.7	1145.6	1117.3	1082.7	1055.9	1050.5	1041.6
5°	1262.8	1218.0	1144.0	1069.7	1009.9	934.4	886.6	849.2	812.8	810.6	803.2
7.5°	1166.3	1107.4	1003.3	900.5	816.4	744.5	671.9	623.3	585.1	571.7	563.7
10°	1073.7	1007.4	877.4	760.1	685.0	621.4	570.3	519.5	473.5	441.8	427.5
12.5°	1008.9	935.6	792.3	691.3	637.4	577.1	514.8	451.4	398.4	360.2	336.9
15°	983.9	905.6	763.9	664.0	597.6	521.2	441.5	369.1	310.3	275.7	254.7
17.5°	1013.7	922.7	761.7	630.8	537.9	443.0	354.9	269.4	214.0	187.8	174.3
20°	1089.3	976.9	760.8	590.1	467.1	350.3	240.4	177.2	143.6	129.0	122.7
22.5°	1196.3	1046.1	767.6	549.9	393.3	250.3	166.0	130.2	113.0	105.1	101.6
25°	1334.0	1143.2	786.9	513.4	323.9	186.8	129.3	109.1	97.0	90.8	88.3
27.5°	1480.7	1255.0	816.9	481.7	267.5	148.9	110.8	93.4	84.7	80.4	78.0
30°	1601.7	1384.5	847.2	446.4	226.6	129.8	101.4	85.2	75.1	72.4	70.2
32.5°	1707.5	1482.4	868.7	414.6	199.9	115.4	91.7	76.2	69.4	64.1	61.7
35°	1817.1	1564.0	868.0	392.2	181.5	104.5	83.5	68.2	60.0	53.8	52.0
37.5°	1935.7	1656.2	853.2	373.2	173.5	95.8	78.9	63.9	55.7	49.6	47.2
40°	2074.5	1753.0	838.0	355.3	171.2	88.8	75.7	60.5	51.8	45.8	43.5
42.5°	2209.8	1840.3	824.7	342.0	161.7	88.6	72.8	57.9	48.7	42.9	40.2
45°	2318.0	1921.5	822.2	334.0	151.7	91.7	71.2	56.2	46.3	40.6	38.0
47.5°	2408.0	2009.8	838.5	328.3	142.1	83.7	75.0	55.0	44.1	38.5	35.6
50°	2515.0	2118.2	877.0	319.1	132.1	75.3	85.9	55.4	42.3	36.5	33.4
52.5°	2664.3	2268.1	933.6	303.6	118.3	67.6	84.5	55.7	40.2	34.2	31.2
55°	2831.6	2455.4	994.4	277.9	99.0	57.6	72.4	53.3	36.3	31.9	29.0
57.5°	3007.5	2625.3	1030.5	247.2	78.7	49.8	57.9	48.6	32.0	28.6	26.8
60°	3035.1	2689.8	1014.0	209.6	62.5	43.3	42.9	49.4	28.6	25.2	23.9
62.5°	2966.4	2608.7	934.1	176.0	52.3	38.0	35.3	43.1	25.9	22.5	21.1
65°	2834.3	2389.4	804.6	158.6	48.6	32.5	29.3	30.3	22.7	19.6	18.4
67.5°	2650.7	2096.7	660.6	148.8	48.1	27.9	25.0	23.0	19.6	17.0	16.0
70°	2275.1	1746.7	527.0	143.3	46.7	23.5	21.1	18.7	16.4	14.5	13.6
72.5°	1674.5	1237.7	410.0	137.3	47.0	18.7	18.4	15.5	13.1	11.2	10.9
75°	967.5	707.1	268.9	111.3	44.8	14.5	15.3	10.9	9.2	7.8	7.8
77.5°	515.6	431.3	102.4	46.3	16.4	9.2	8.7	6.5	5.8	4.8	4.6
80°	224.7	189.8	30.8	12.9	9.0	4.9	3.2	2.9	2.6	2.0	1.9
82.5°	79.6	68.7	10.1	6.3	3.9	0.0	0.0	0.0	0.0	0.0	0.0
85°	18.1	12.9	0.0	1.5	0.0	0.0	0.0	0.0	0.0	0.0	0.0
87.5°	0.0	0.0	0.0	0.0	0.0	0.0	0.0	0.0	0.0	0.0	0.0
90°	0.0	0.0	0.0	0.0	0.0	0.0	0.0	0.0	0.0	0.0	0.0



REPORT NUMBER: P385830
 CATALOG NUMBER: GWC-SA1B-830-U-SLL-HSS

CANDELA DISTRIBUTION (continued):

	185°	195°	205°	215°	225°	235°	245°	255°	265°	270°	275°
0°	1206.7	1206.7	1206.7	1206.7	1206.7	1206.7	1206.7	1206.7	1206.7	1206.7	1206.7
2.5°	1023.6	1019.8	997.7	998.5	1002.4	1008.1	994.8	1000.9	1017.4	1033.3	1039.2
5°	791.5	792.3	778.9	787.2	794.7	799.8	778.4	778.7	791.8	809.7	819.1
7.5°	557.7	556.3	557.0	577.0	591.1	580.9	588.9	561.1	562.8	575.6	566.0
10°	414.6	395.8	385.3	400.3	415.8	410.1	396.3	387.3	393.6	407.8	406.7
12.5°	325.8	298.9	283.0	272.3	285.1	274.5	274.2	266.3	257.8	259.3	282.0
15°	245.0	225.4	206.7	189.5	189.1	185.6	167.3	146.9	145.2	146.2	158.0
17.5°	168.5	161.9	154.2	139.4	135.5	120.5	102.7	94.6	90.5	92.4	96.3
20°	118.4	115.9	116.7	108.7	103.1	88.8	78.4	75.1	74.5	76.3	78.2
22.5°	98.1	93.5	93.0	89.5	83.8	73.4	67.8	65.9	65.1	66.8	68.2
25°	85.9	81.3	79.4	77.2	71.2	64.1	60.7	59.0	58.1	59.1	60.0
27.5°	75.7	71.4	69.7	68.2	62.4	57.3	54.5	53.0	52.3	52.7	53.5
30°	68.0	64.2	62.0	60.1	55.2	51.6	49.2	47.7	47.0	47.0	47.9
32.5°	60.0	57.9	55.9	53.5	48.9	46.5	44.1	42.4	41.7	41.9	42.6
35°	49.9	49.2	49.8	47.5	43.6	41.6	39.2	37.3	36.8	37.0	37.7
37.5°	44.3	41.2	43.1	41.9	39.7	37.0	33.9	32.2	31.4	31.9	32.2
40°	40.7	37.0	35.6	36.8	36.5	32.0	29.3	27.6	26.9	27.1	27.4
42.5°	37.7	33.2	30.2	30.0	32.0	27.9	25.0	23.5	22.7	22.7	23.0
45°	34.8	30.0	26.2	23.3	26.9	23.7	21.0	19.6	18.6	18.6	18.7
47.5°	32.5	27.3	22.8	19.1	20.3	19.4	17.2	15.8	14.8	14.8	15.0
50°	30.5	24.5	19.8	16.0	15.2	16.0	14.0	12.4	11.8	11.6	11.9
52.5°	28.3	21.8	16.9	13.6	11.9	12.1	10.9	9.9	9.0	9.0	9.4
55°	26.1	19.6	14.7	11.6	9.9	9.0	8.7	8.0	7.3	7.3	7.7
57.5°	23.9	17.2	12.4	9.5	7.8	7.2	7.2	6.6	6.1	6.1	6.5
60°	21.8	14.8	10.2	7.8	6.1	6.0	6.1	5.6	5.3	5.3	5.6
62.5°	19.4	12.6	8.3	6.5	4.9	4.8	5.3	4.9	4.6	4.6	4.9
65°	16.5	10.7	6.6	4.9	3.7	3.7	4.4	4.1	3.7	3.7	4.1
67.5°	14.0	9.0	5.1	3.6	2.7	2.9	3.7	3.4	3.2	3.2	3.6
70°	11.6	7.0	3.6	2.2	1.5	2.2	2.9	2.9	2.9	2.9	3.2
72.5°	8.7	4.8	2.0	0.9	0.7	1.5	2.4	2.7	2.6	2.6	3.1
75°	5.6	2.7	0.7	0.0	0.0	0.9	1.9	2.2	2.2	2.0	2.6
77.5°	3.2	0.9	0.0	0.0	0.0	0.0	1.2	1.0	0.9	0.7	1.2
80°	0.9	0.0	0.0	0.0	0.0	0.0	0.0	0.0	0.0	0.0	0.0
82.5°	0.0	0.0	0.0	0.0	0.0	0.0	0.0	0.0	0.0	0.0	0.0
85°	0.0	0.0	0.0	0.0	0.0	0.0	0.0	0.0	0.0	0.0	0.0
87.5°	0.0	0.0	0.0	0.0	0.0	0.0	0.0	0.0	0.0	0.0	0.0
90°	0.0	0.0	0.0	0.0	0.0	0.0	0.0	0.0	0.0	0.0	0.0



REPORT NUMBER: P385830
 CATALOG NUMBER: GWC-SA1B-830-U-SLL-HSS

CANDELA DISTRIBUTION (continued):

	285°	295°	305°	315°	325°	335°	345°	355°	359°	360°
0°	1206.7	1206.7	1206.7	1206.7	1206.7	1206.7	1206.7	1206.7	1206.7	1206.7
2.5°	1063.3	1083.4	1111.7	1141.6	1187.8	1224.5	1260.4	1291.2	1303.2	1308.1
5°	841.6	871.1	912.5	965.6	1048.9	1123.9	1199.9	1276.4	1309.7	1318.0
7.5°	603.9	641.5	694.2	760.8	858.4	955.6	1061.7	1174.0	1225.5	1238.4
10°	446.9	493.0	553.3	623.5	716.7	816.5	932.2	1060.5	1119.3	1136.5
12.5°	317.1	379.3	460.1	545.4	626.2	715.3	832.4	973.8	1035.5	1054.1
15°	186.2	246.4	342.0	456.3	559.7	650.1	769.0	929.3	997.3	1016.1
17.5°	106.8	136.8	209.1	336.5	476.9	602.0	749.1	940.4	1020.5	1037.9
20°	81.6	91.2	120.5	216.7	380.1	554.8	749.1	1003.1	1101.8	1127.3
22.5°	71.4	78.4	90.3	129.3	279.8	504.2	757.7	1093.8	1222.7	1251.0
25°	63.4	69.7	79.9	97.3	190.8	444.0	778.4	1205.0	1365.2	1401.8
27.5°	56.7	62.7	71.9	85.2	130.5	371.5	806.1	1335.6	1522.3	1551.6
30°	50.8	56.4	64.7	74.1	100.7	289.2	829.8	1458.6	1645.7	1677.2
32.5°	45.2	50.3	57.8	64.7	82.5	213.8	832.4	1556.0	1748.1	1779.4
35°	39.9	44.5	51.3	56.7	68.3	168.9	792.7	1640.6	1850.5	1891.9
37.5°	34.8	39.2	45.2	49.2	60.1	137.7	732.0	1734.8	1981.9	2020.2
40°	30.0	33.9	40.0	42.8	56.9	105.8	666.1	1833.6	2110.7	2145.8
42.5°	25.6	29.3	35.3	40.6	49.9	79.1	594.8	1926.3	2226.5	2263.3
45°	21.3	25.2	31.2	42.9	41.4	59.1	518.7	1987.8	2318.0	2358.1
47.5°	17.2	21.6	29.8	40.9	33.1	43.5	458.4	2046.1	2387.4	2426.9
50°	13.8	18.2	33.6	36.5	27.1	33.2	433.1	2098.2	2432.9	2470.9
52.5°	11.2	15.3	31.7	27.9	22.7	27.4	446.8	2182.8	2475.0	2498.8
55°	9.4	12.1	19.1	19.4	19.3	23.3	463.6	2304.1	2583.9	2595.1
57.5°	8.2	9.7	13.3	15.0	16.2	20.8	464.0	2478.2	2752.4	2759.4
60°	7.0	8.5	11.1	12.1	14.0	18.6	447.1	2539.0	2818.7	2841.8
62.5°	6.1	7.5	9.2	10.1	11.8	16.7	407.6	2451.0	2727.7	2767.0
65°	5.5	6.8	7.7	8.5	10.4	15.0	342.5	2274.8	2576.7	2617.8
67.5°	4.8	6.0	6.8	7.7	9.4	13.3	252.2	2070.1	2403.4	2437.5
70°	4.3	5.3	6.1	6.8	8.2	11.2	153.0	1756.6	2163.8	2178.0
72.5°	4.1	4.8	5.6	6.1	7.2	9.9	77.5	1290.9	1729.8	1752.8
75°	3.6	4.3	5.1	5.5	6.3	8.5	31.5	847.9	1253.6	1290.6
77.5°	2.9	3.9	4.6	4.9	5.5	7.0	16.0	541.9	879.7	903.6
80°	1.0	2.9	3.9	4.1	4.6	5.1	10.6	296.7	510.3	520.6
82.5°	0.0	1.9	3.1	2.9	3.2	3.9	6.8	141.1	336.9	340.6
85°	0.0	0.9	2.4	1.9	1.4	2.7	2.4	30.8	176.7	184.0
87.5°	0.0	0.0	0.2	0.9	0.7	1.0	0.3	0.2	16.0	20.3
90°	0.0	0.0	0.0	0.0	0.0	0.0	0.0	0.0	0.0	0.0

Signify Classified - Internal
Cooper Lighting Solutions Photometric Lab
1121 Highway 74 South
Peachtree City, GA 30269

Scaled Data Report



Report Generated By 670245982

Signify Classified - Internal
Cooper Lighting Solutions Photometric Lab
1121 Highway 74 South
Peachtree City, GA 30269

Scaled Data Report



Signify Classified - Internal
Cooper Lighting Solutions Photometric Lab
1121 Highway 74 South
Peachtree City, GA 30269

Scaled Data Report



Signify Classified - Internal
Cooper Lighting Solutions Photometric Lab
1121 Highway 74 South
Peachtree City, GA 30269

Scaled Data Report



Signify Classified - Internal
Cooper Lighting Solutions Photometric Lab
1121 Highway 74 South
Peachtree City, GA 30269

Scaled Data Report



--- HS — SS

Signify Classified - Internal
Cooper Lighting Solutions Photometric Lab
1121 Highway 74 South
Peachtree City, GA 30269

Scaled Data Report



u

Signify Classified - Internal
Cooper Lighting Solutions Photometric Lab
1121 Highway 74 South
Peachtree City, GA 30269

Scaled Data Report



Signify Classified - Internal
Cooper Lighting Solutions Photometric Lab
1121 Highway 74 South
Peachtree City, GA 30269

Scaled Data Report



Signify Classified - Internal
Cooper Lighting Solutions Photometric Lab
1121 Highway 74 South
Peachtree City, GA 30269

Scaled Data Report



Signify Classified - Internal
Cooper Lighting Solutions Photometric Lab
1121 Highway 74 South
Peachtree City, GA 30269

Scaled Data Report



(END OF REPORT)